



SAP Digital Boardroom

Reimagine Your Boardroom for the Digital Economy

Jürgen Bauer

Head of CoE BI for MEE

SAP Summit 2016, Linz, 26. April

Legal disclaimer

The information in this presentation is confidential and proprietary to SAP and may not be disclosed without the permission of SAP. This presentation is not subject to your license agreement or any other service or subscription agreement with SAP. SAP has no obligation to pursue any course of business outlined in this document or any related presentation, or to develop or release any functionality mentioned therein. This document, or any related presentation and SAP's strategy and possible future developments, products and or platforms directions and functionality are all subject to change and may be changed by SAP at any time for any reason without notice. The information in this document is not a commitment, promise or legal obligation to deliver any material, code or functionality. This document is provided without a warranty of any kind, either express or implied, including but not limited to, the implied warranties of merchantability, fitness for a particular purpose, or non-infringement. This document is for informational purposes and may not be incorporated into a contract. SAP assumes no responsibility for errors or omissions in this document, except if such damages were caused by SAP's willful misconduct or gross negligence.

All forward-looking statements are subject to various risks and uncertainties that could cause actual results to differ materially from expectations. Readers are cautioned not to place undue reliance on these forward-looking statements, which speak only as of their dates, and they should not be relied upon in making purchasing decisions.

Living in a Digital Economy

Last two years

90% 

Of the world's data has been generated¹

Last two years

40% 

Growth in adoption of business networks²

End of 2020

212 bn 


“Things” will be connected³

By 2020

9 bn 

Mobile users in the world⁴

In 2014

51% 

Of workloads processed in the cloud⁵

¹ [ScienceDaily](#), May 22, 2013.

² [Technology Adoption Report on Business Networks](#), Ardent Partners, 2014.

³ [Internet of Things \(IoT\) 2013 to 2020 Market Research: Billions of Things, Trillions of Dollars](#), IDC, 2013.

⁴ [Statista](#), 2014.

⁵ [Cisco Global Cloud Index: Forecast and Methodology for 2013–2018](#), Cisco Systems Inc., November 11, 2014.

... Offering Infinite Opportunities to First Movers

9%+



Revenue creation

26%+



Market valuation

12%+



Impact on profitability

Early adopters
are winning

In the next 10 years, 40% of the S&P 500 will no longer exist if they do not keep up with these technology trends*

* "The Digital Advantage: how digital leaders outperform their peers in every industry": CapGemini and MIT Sloan, 2013 ([link](#))

Business Leaders Require a Vision to Lead in the Digital Economy

78%

of business leaders said that achieving digital transformation will become critical to their organizations within the next two years.

38%

of business leaders said that digital transformation was a permanent fixture on their CEO's agenda.

93%

of employees feel that a CEO's shared vision for digital transformation is the right thing for the organization.

36%

of CEOs have shared a digital transformation vision.

Source: MIT/HBR Digital Change Survey

Introducing SAP Digital Boardroom

Reimagine Your Boardroom for the Digital Economy



Total
Transparency



Instant Data-
Driven Insights



Simplified Boardroom
Processes

Total Transparency

- Get a 360° view in real-time
- Visualize insights in-context
- Align on one source of truth



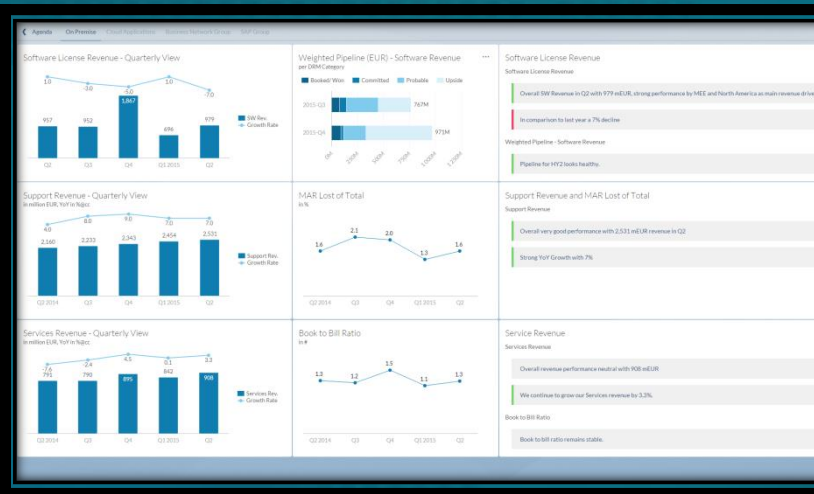
Visualize in-context insights to maximize impact on the audience

- Leverage touch display technology to present in a natural manner
- Assign data visualizations to different screens to leverage the available screen space for context information and as an anchor during data exploration

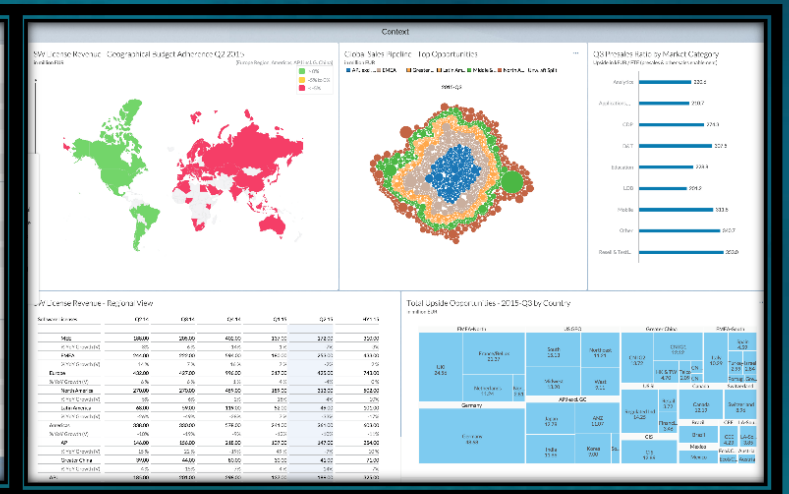
Overview Screen



Main & Exploration Screen



Context Screen

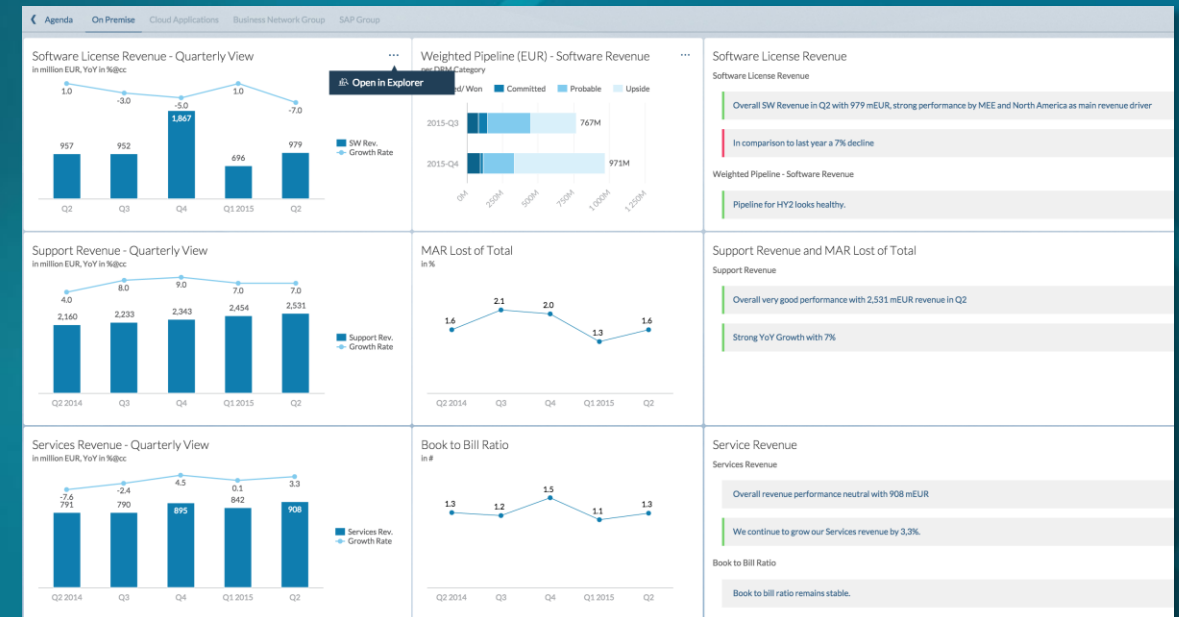


Supports the current agenda topic

Details on the current agenda story

Instant Data-Driven Insights

- Answer ad-hoc questions on-the-fly
- Analyze root causes
- Simulate impact of decisions



Simplified Boardroom Processes

- Transform the boardroom experience
- Reduce preparation time and effort
- Leverage predefined best practices



Powered by SAP Cloud for Analytics

All Analytics. All Users. One Product.



Simplify



Experience



Trust

Analytics From Top Floor to Shop Floor

Top Floor



From top floor to shop floor

Finance

HR

Sales

Logistics

Operations

Etc

SAP S/4HANA

SAP HANA

SAP BW

Other

Shop Floor

SAP Digital Boardroom

- Total transparency
- Instant data-driven insights
- Simplified boardroom processes

SAP Cloud for Analytics

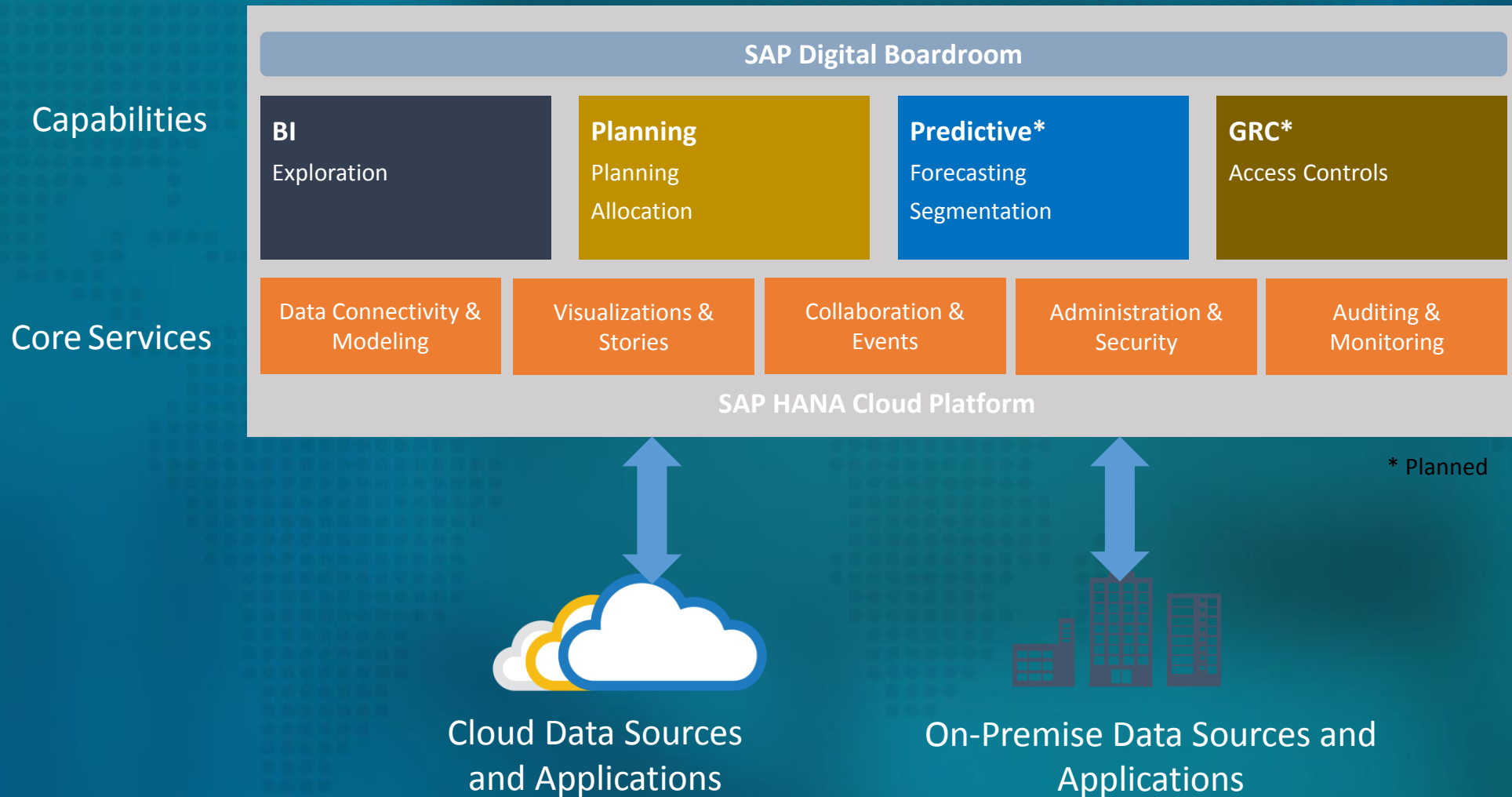
- BI
- Planning
- Predictive*
- Governance*

SAP S/4HANA Embedded Analytics

- SAP Smart Business cockpits
- SAP Fiori analytical apps
- Predefined reports and visualizations

*: planned

Based on SAP Cloud for Analytics



SAP Runs SAP

“

We used SAP Digital Boardroom at the recent Supervisory Board meeting and shared it with the entire Executive Board. Their feedback was uniformly positive. It is clear that this is a flagship solution in SAP's digital transformation, with SAP S/4HANA at its core, and it will revolutionize the way executives make decisions and steer companies.”

SAP CIO and Chief Process Officer, Helen Arnold

This is really powerful - it can change the game in terms of board-level conversations.

SAP CFO, Luka Mucic

SAP Runs SAP



SAP CIO and Chief Process Officer, Helen Arnold:

We used SAP Digital Boardroom at the recent Supervisory Board meeting and shared it with the entire Executive Board. Their feedback was uniformly positive. It is clear that this is a flagship solution in SAP's digital transformation, with SAP S/4HANA at its core, and it will revolutionize the way executives make decisions and steer companies."

SAP CFO, Luka Mucic:

"This is what I'm talking about: this is really powerful - it can change the game in terms of board-level conversations."



The SAP difference

Complete

end-to-end analytics solutions
on-premise and in the cloud

#1

leader in analytics*

65,000+

analytics customers

13,000+

partners with proven
track record of success

**Gartner - "Market Share Analysis: Business Intelligence and Analytics Software, April 2015"*



SAP Digital Boardroom

Reimagine Your Boardroom for the Digital Economy



Thank you



Jürgen Bauer
Head of CoE BI for MEE

SAP Deutschland SE & Co. KG
Tesdorpstr. 8
20148 Hamburg, Germany
+49 – 151 11 303 672

juergen.bauer@sap.com
<http://www.sap.com>



blogs.sap.com/analytics



facebook.com/sapanalytics



<https://twitter.com/sapanalytics>



Run Simple

© 2015 SAP SE or an SAP affiliate company. All rights reserved.

No part of this publication may be reproduced or transmitted in any form or for any purpose without the express permission of SAP SE or an SAP affiliate company.

SAP and other SAP products and services mentioned herein as well as their respective logos are trademarks or registered trademarks of SAP SE (or an SAP affiliate company) in Germany and other countries. Please see <http://global12.sap.com/corporate-en/legal/copyright/index.epx> for additional trademark information and notices.

Some software products marketed by SAP SE and its distributors contain proprietary software components of other software vendors.

National product specifications may vary.

These materials are provided by SAP SE or an SAP affiliate company for informational purposes only, without representation or warranty of any kind, and SAP SE or its affiliated companies shall not be liable for errors or omissions with respect to the materials. The only warranties for SAP SE or SAP affiliate company products and services are those that are set forth in the express warranty statements accompanying such products and services, if any. Nothing herein should be construed as constituting an additional warranty.

In particular, SAP SE or its affiliated companies have no obligation to pursue any course of business outlined in this document or any related presentation, or to develop or release any functionality mentioned therein. This document, or any related presentation, and SAP SE's or its affiliated companies' strategy and possible future developments, products, and/or platform directions and functionality are all subject to change and may be changed by SAP SE or its affiliated companies at any time for any reason without notice. The information in this document is not a commitment, promise, or legal obligation to deliver any material, code, or functionality. All forward-looking statements are subject to various risks and uncertainties that could cause actual results to differ materially from expectations. Readers are cautioned not to place undue reliance on these forward-looking statements, which speak only as of their dates, and they should not be relied upon in making purchasing decisions.