

# Mobile App Guide

SAP Business Transformation Summit  
October 22-23, 2015, St. Leon-Rot / Germany



# Mobile App Guide

1 General overview

2 Mobile App Features

3 Q&A

Technical support, questions?  
Contact app admins:  
[Dennis Karajannis](#), [Olena Polutina](#)



[Download App\\*](#)



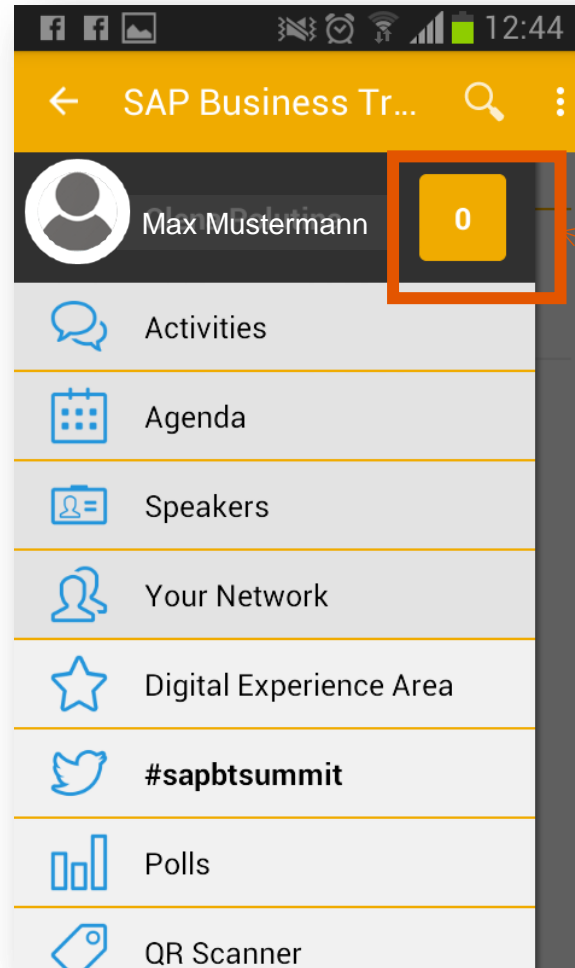
\*The link is active only after you received an e-mail invitation from SAP Germany Events..  
Please log in from your corporate account and use the initial password **1234**

# General Overview – What can you see on the Menu Panel?

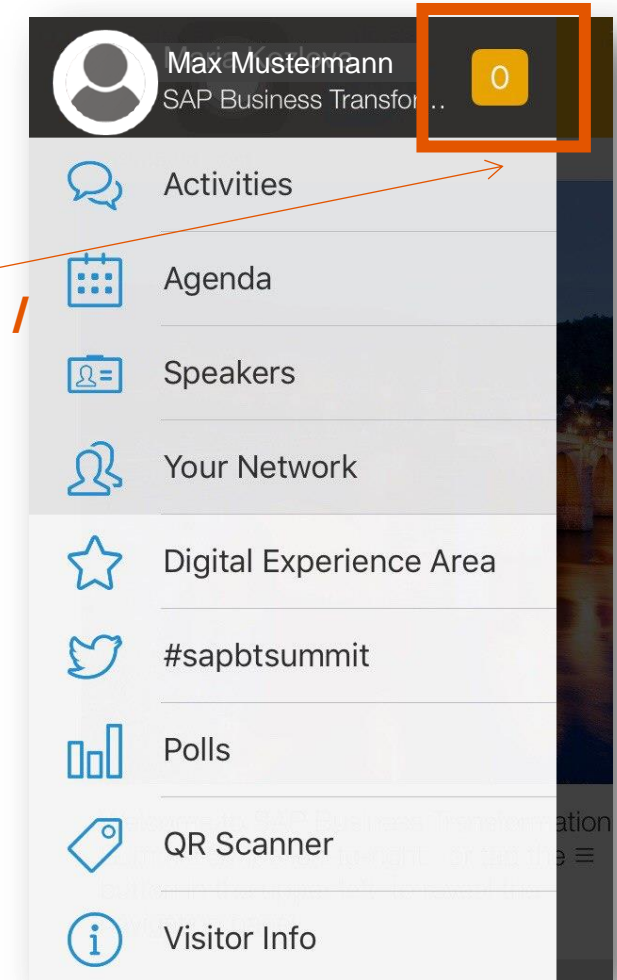
1

1. Activity Feed
2. Agenda
3. Speakers
4. Your Network
5. Digital Experience Area
6. Hashtag #SAPBTSummit
7. Polls
8. QR Scanner
9. Visitor Info
10. App FAQ

## Android View



## iOS View



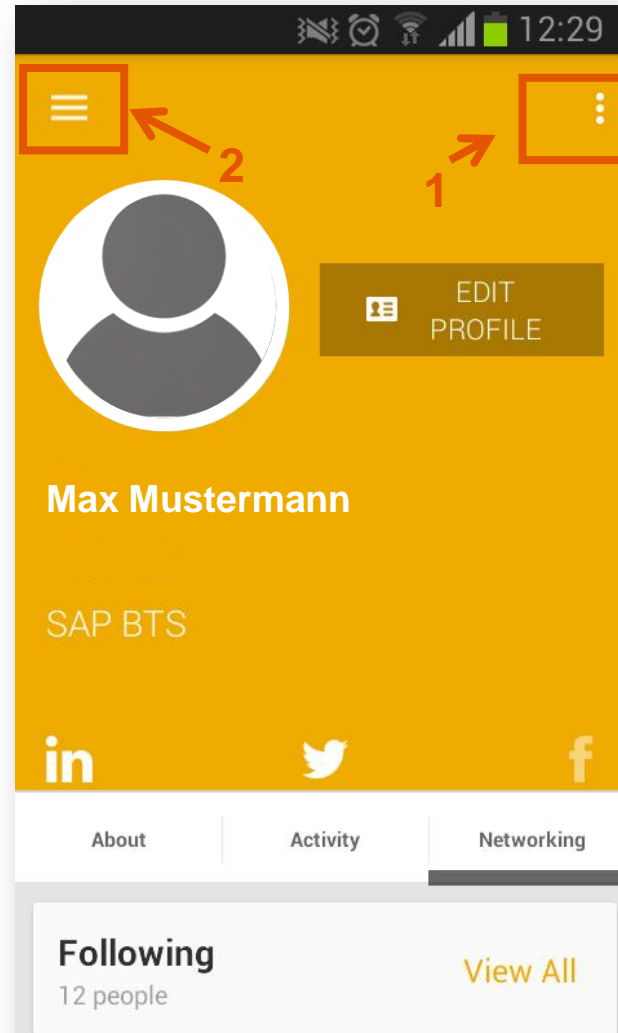
**Notifications /  
personal  
messages**

# General Overview – First Log In & Your Profile

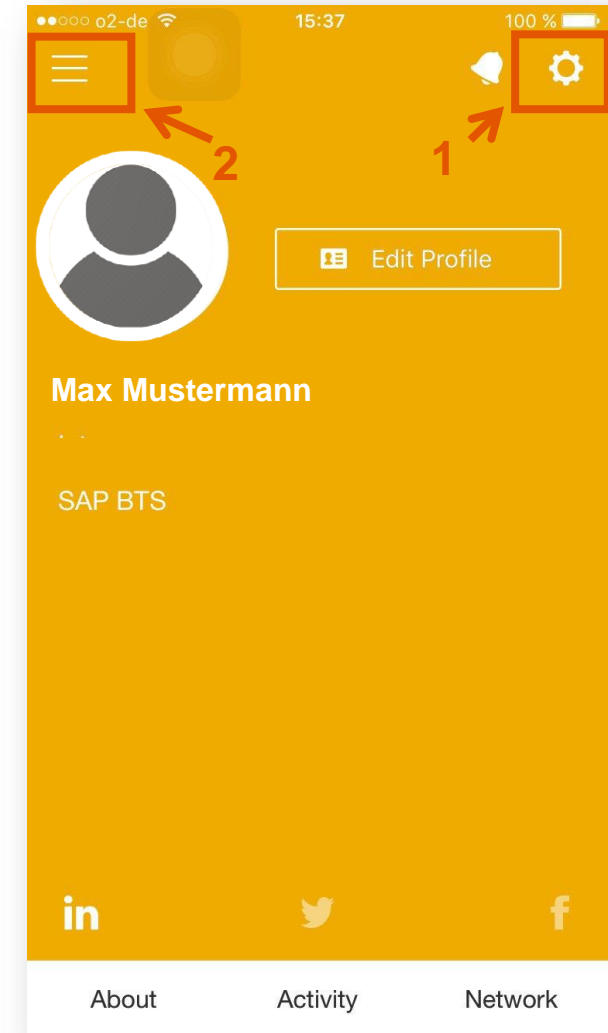
1

1. To log in for the first time, please use your corporate e-mail and the initial password you received in the general Welcome e-mail from SAP Germany Events mailbox.
2. You will be asked to set up your profile where you can edit your name, company, job role and social media contacts.
3. Please upload your profile picture.
4. Optionally, you can import your LinkedIn profile and synchronize other social media channels you use.
5. In your profile view you can see your personal activities and network – your followers in the app.
6. By clicking on *Symbol 1* you can personalize your app settings.
7. By clicking on *Symbol 2* you open the menu panel

## Android View



## iOS View






# Mobile App Features – Activity Feed

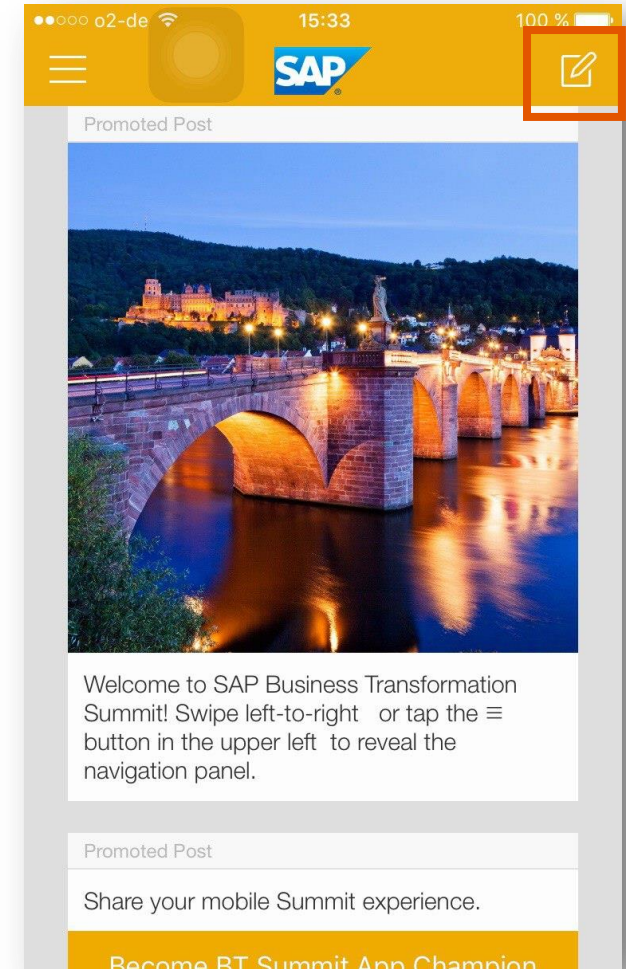
2

1. Activity Feed show all promoted messages by the event team and all posts & activities of the app users.
2. By clicking on *Symbol 1* you can:
  - post a status update
  - upload pictures
  - check in to sessions, digital experience area
  - and share your general event feedback by promoting #SAPBTSummit.
3. When posting an update, you can synchronize your post with your social media channels (Twitter, LinkedIn, Facebook)

## Android View



## iOS View

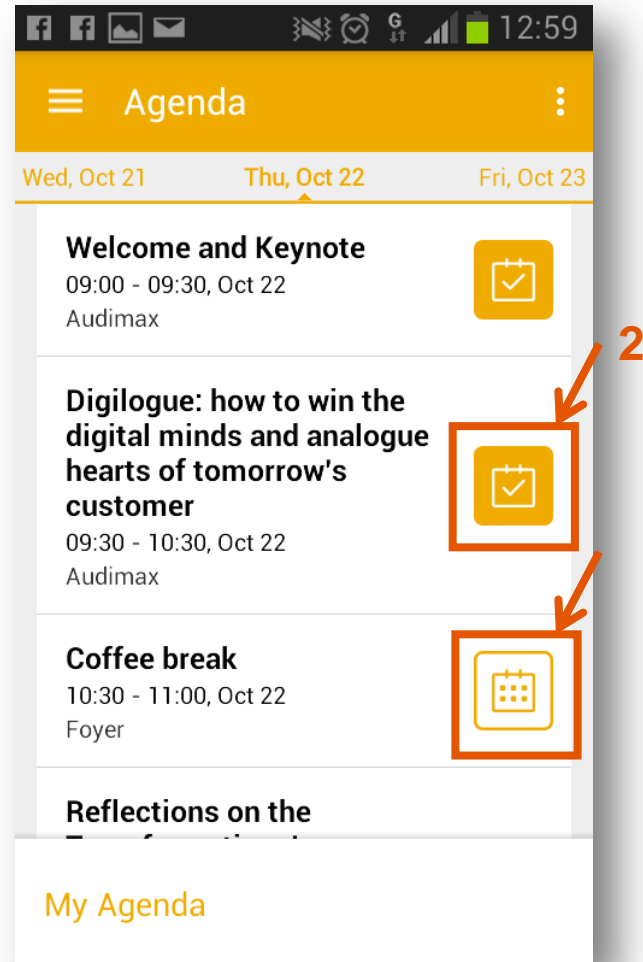


# Mobile App Features – Build Your Personal Agenda

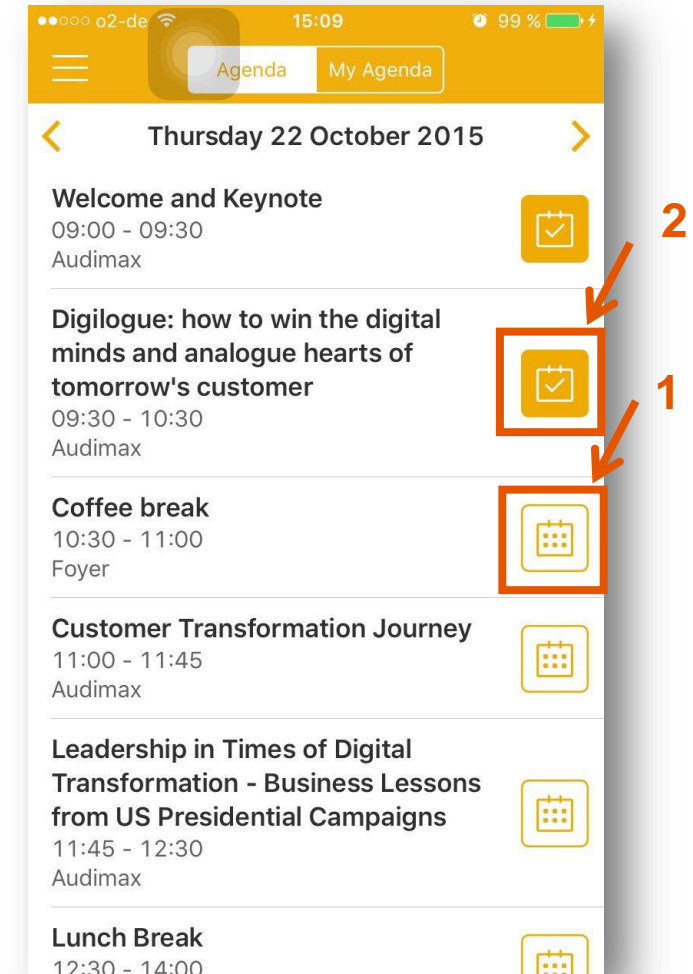
2

1. On the menu panel you find the section **Agenda** where you can see all sessions and important event dates.
2. By clicking on *Symbol 1* you can add single session to your personal agenda (*Symbol 2*).

## Android View



## iOS View

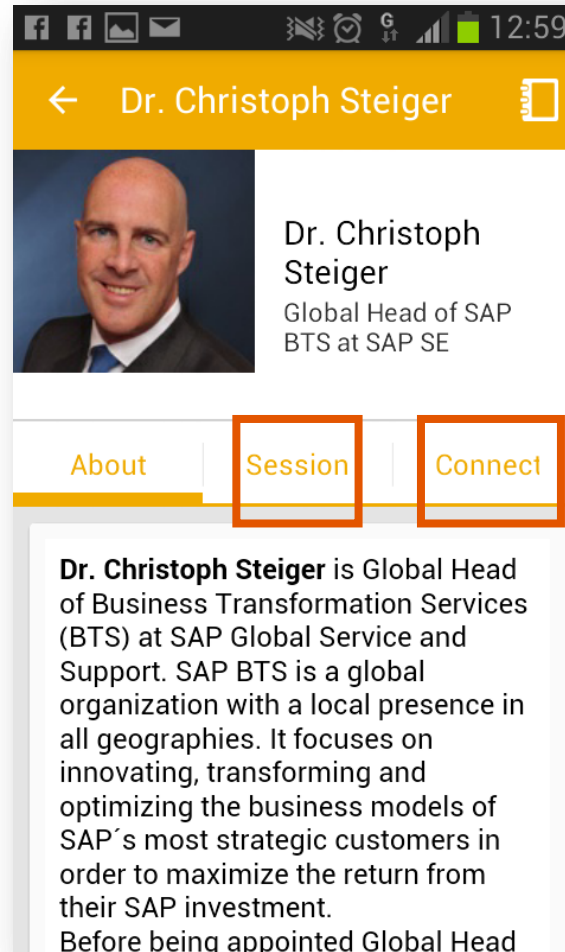


# Mobile App Features – Meet BT Summit Speakers

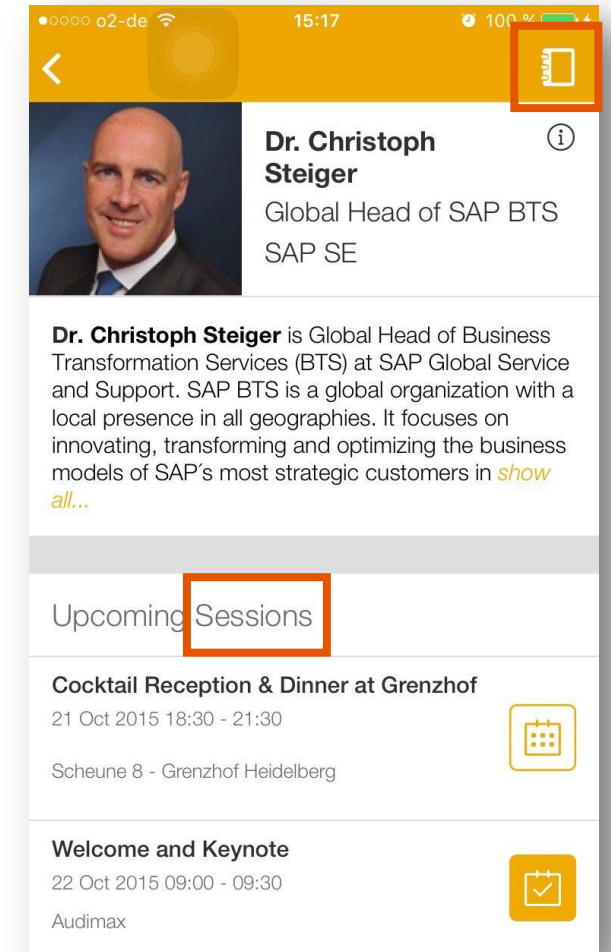
2

1. On the menu panel you find the section **Speakers** where you can learn more about their bio and connect with them via App or social media channels.
2. On the iOS in order to connect with **Speakers** via App or social media channels click on the *Symbol 1*.

## Android View



## iOS View

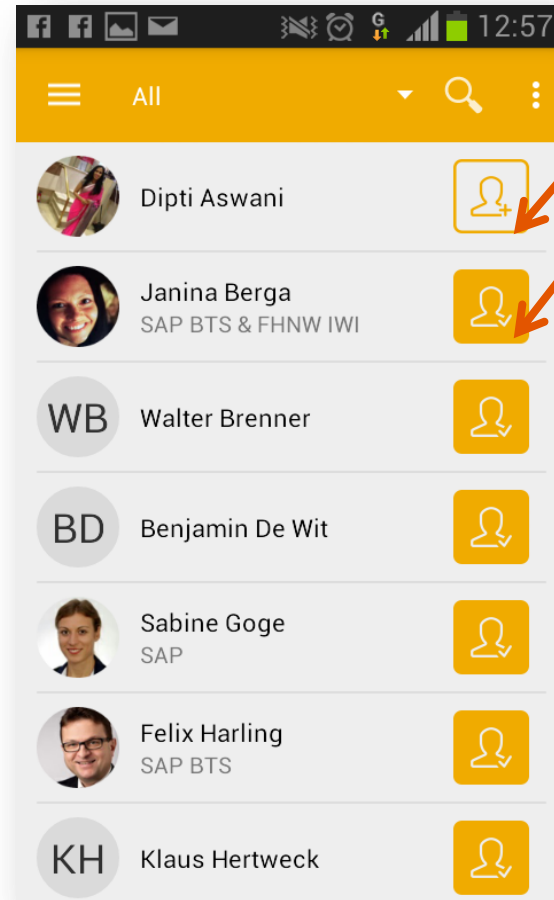


# Mobile App Features – Build Your Network

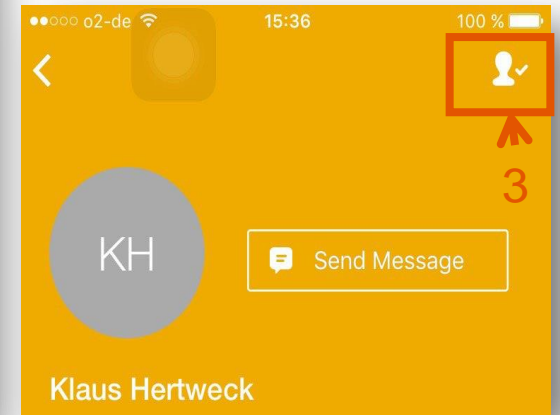
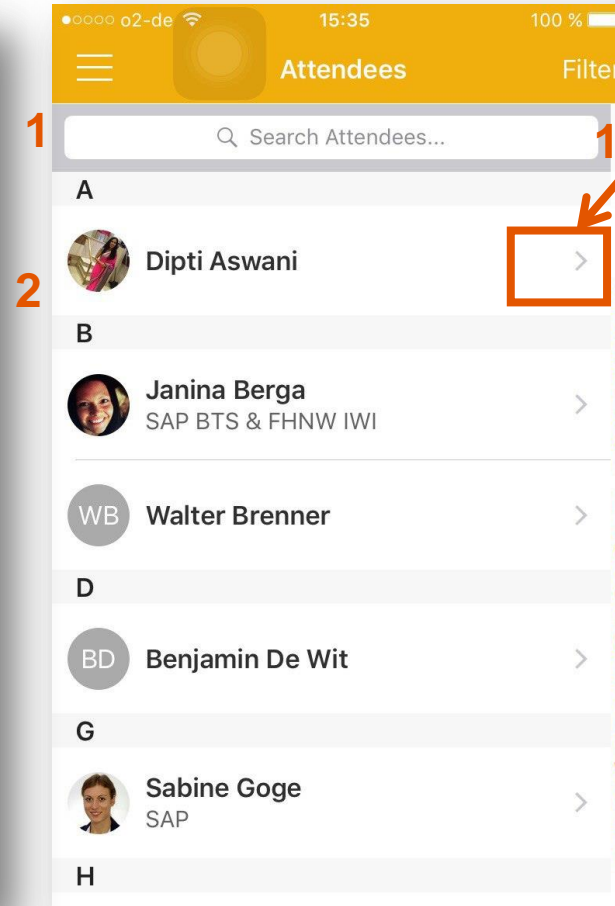
2

1. On the menu panel you find the section **Your Network** where you can select other Summit participants you want to connect to by clicking on *Symbol 1*
2. You can connect with other Summit participant by clicking *Symbol 2*.
3. People you follow are marked with *Symbol 3*: you can check their profiles, send personal messages, connect on Social Media, and see their network.

## Android View



## iOS View



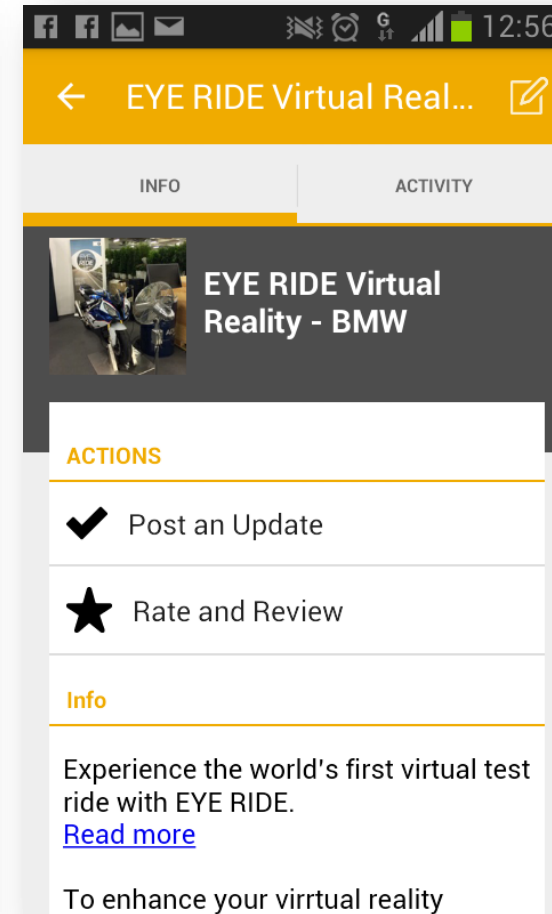
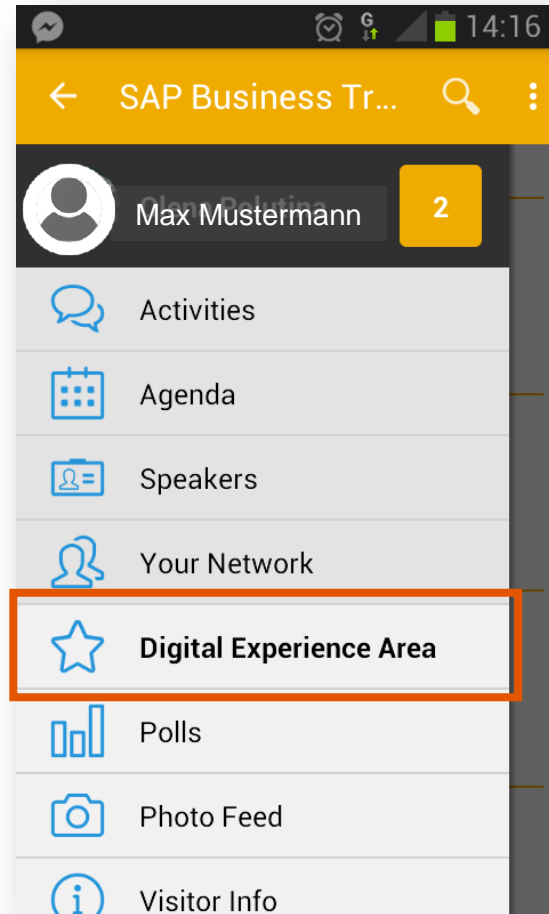


# Mobile App Features – Digital Experience Area

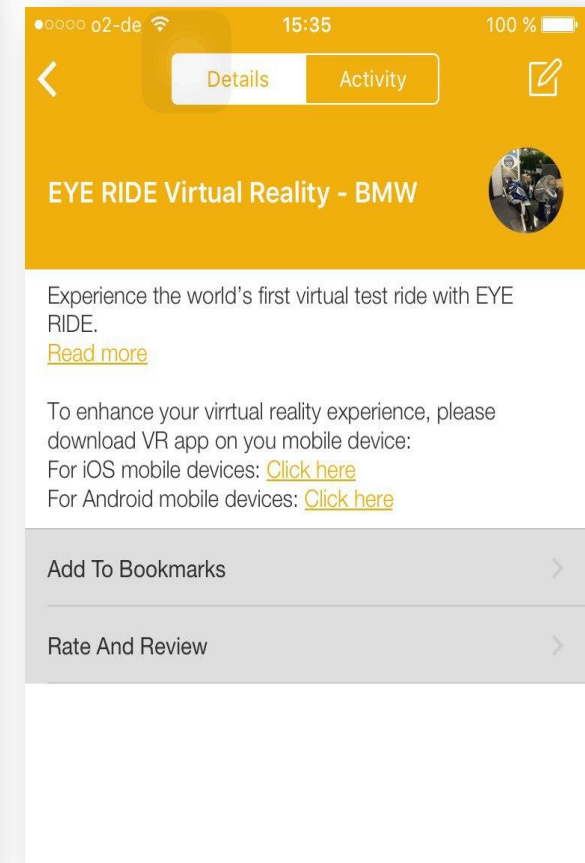
2

1. On the menu panel you find the section **Digital Experience Area** where you can read more about innovative technology presented during the session breaks.
2. By clicking on one of the experiences listed you can access the links for further read and download the apps for virtual reality digital offer.

## Android View



## iOS View



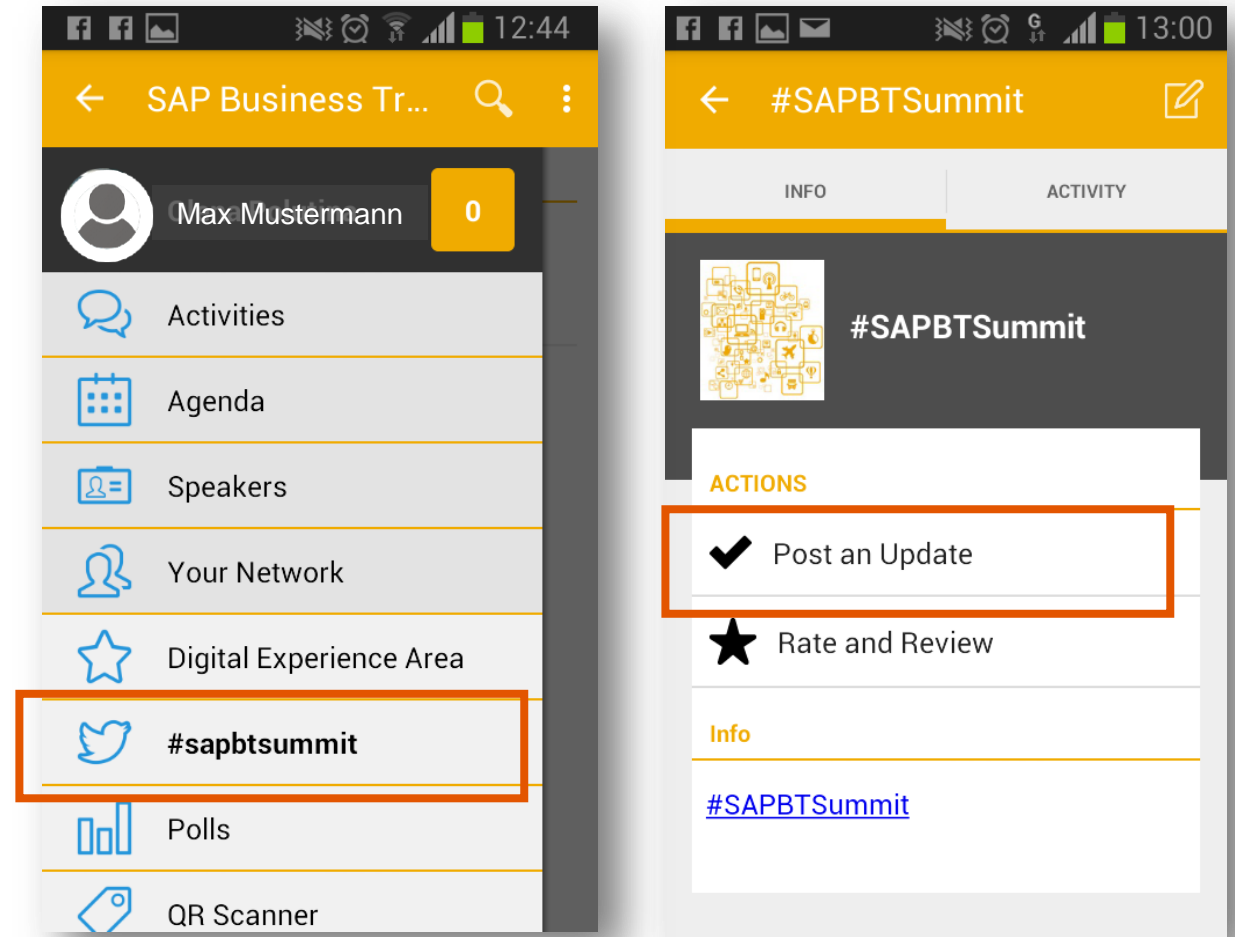
# Mobile App Features – Hashtag #SAPBTSummit

2

1. On the menu panel you find the section **#SAPBTSummit**. This is our official event hashtag that we encourage you to promote and share your Summit experience on social media.
2. By clicking on *Post an Update* you can check in to #SAPBTSummit and post your thoughts about the Summit and digital transformation, comment on sessions you attend and even share pictures on your social media channels.
3. For any social media activity within the app you can **score points** and win the prize as the most active app user:

Status update	10	Posting a picture	10
Tag item in an update	5	Comment	5
Check in	5	Rate & review* (*sessions, speakers, hashtag)	15

## Android and iOS View

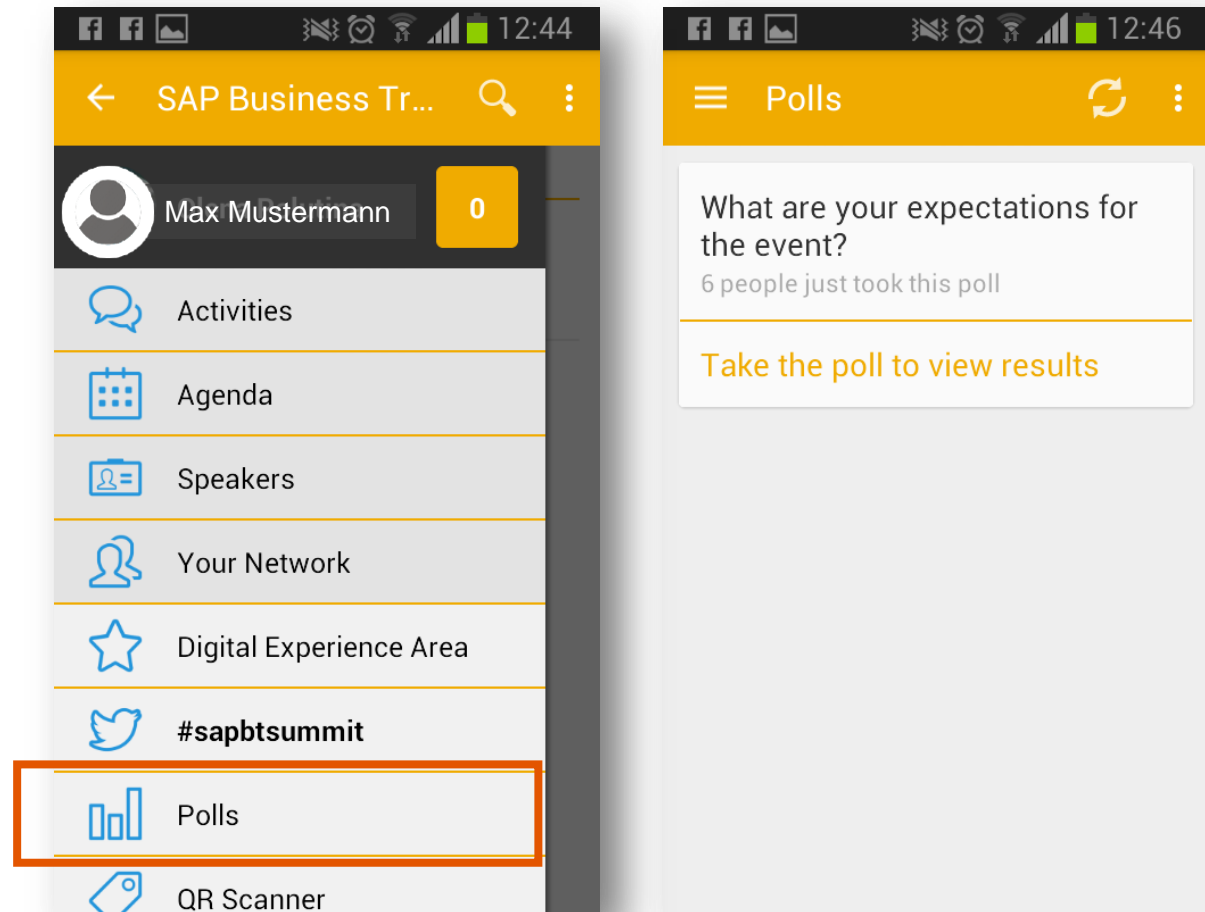


# Mobile App Features – Polls

2

1. On the menu panel you find the section **Polls** where you are asked to provide your expectations and overall feedback of the event and each particular session you attended within a few clicks.
2. Please note that the polls pinned to a particular session will be opened only during and shortly after this session.

## Android and iOS View

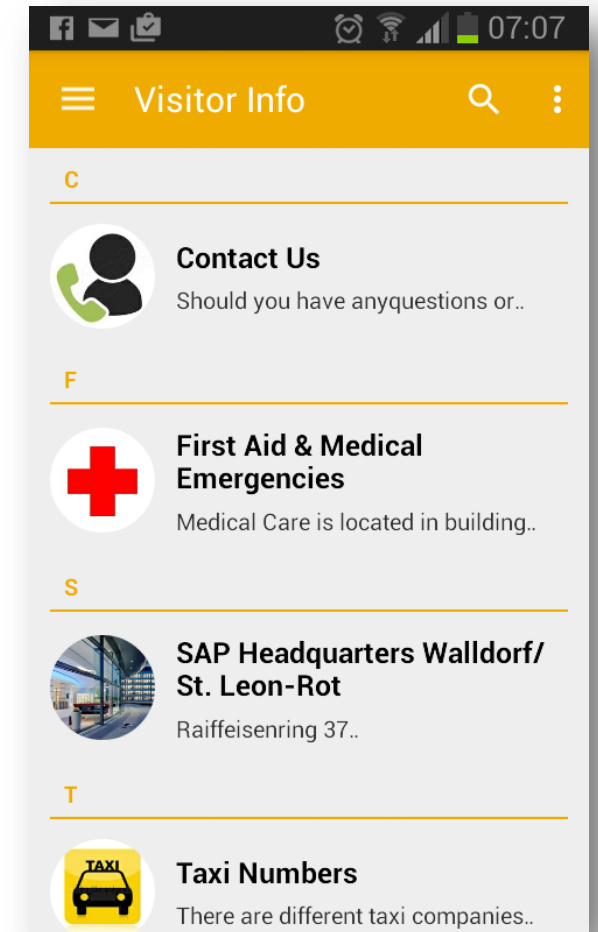
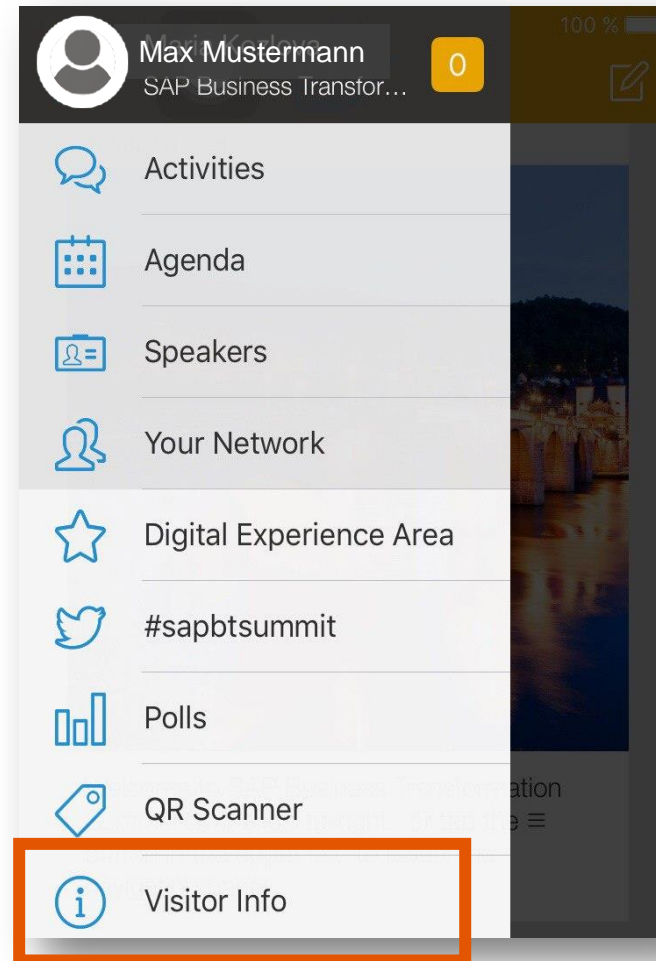


# Mobile App Features – Visitor Info

2

1. On the menu panel you find the section **Visitor Info** with all the logistics information you may need during your stay at the event. It contains first aid and emergency numbers, taxi numbers, hotel and venue addresses as well as the phone numbers of our event team.

## Android and iOS View





**Q: How can I access the SAP Business Transformation mobile app?**

**A:** As a registered event participant, you will receive an e-mail from SAP Germany Events with the link and your initial password to download the app from the AppStore (for iOS) and Google Play (for Android). For your first log in please use the e-mail address that you put into the event registration form.

**Q: My QR Scanner doesn't work. What shall I do?**

**A:** Please check in your general settings whether the app is allowed to access the camera on your mobile device.

**Q: How can I become a SAP BT Summit App Champion and win a free tour ticket of the SAP Data Center?**

**A:** The most active app user with the highest amount of points scored for almost every app activity and promotion of the event hashtag #SAPBTSummit via app on social media will become our SAP BT Summit App Champion. The champion will be announced during the evening event on Thursday, October 22 and win a free ticket of a guided tour through SAP Data Center on Friday, October 23.

**Q: I have a problem with my mobile event app. Whom I can contact?**

**A:** In case of any technical problems and questions regarding the app, please write a short e-mail or give a call to [dennis.karajannis@sap.com](mailto:dennis.karajannis@sap.com) OR [olena.polutina@sap.com](mailto:olena.polutina@sap.com), mobile: 0049 1523 38 10116. You can also contact us directly via app – just go to **Your** Network and find Dennis and Olena!



# Let's APPlY and enjoy SAP Business Transformation Summit together!

## #SAPBTSummit

