

SAP Cloud for Analytics

Kombiniertes Einsatzszenario SAP Cloud for
Analytics Planning und SAP BPC

SAP Cloud for Analytics for planning

Einfacher planen – präziser steuern

Public

The SAP logo is located in the bottom left corner of the slide. It consists of the letters 'SAP' in a bold, white, sans-serif font, set against a blue rectangular background that is slightly tilted to the right.

Einfach, kooperativ und in Echtzeit

Die nächste Generation der Cloud-Lösungen für
Planung & Analyse

C4A ermächtigt **den Fachanwender**
Besser Entscheidungen zu treffen

Wie kann Technologie dabei helfen




**In Memory
Computing**



Analytics

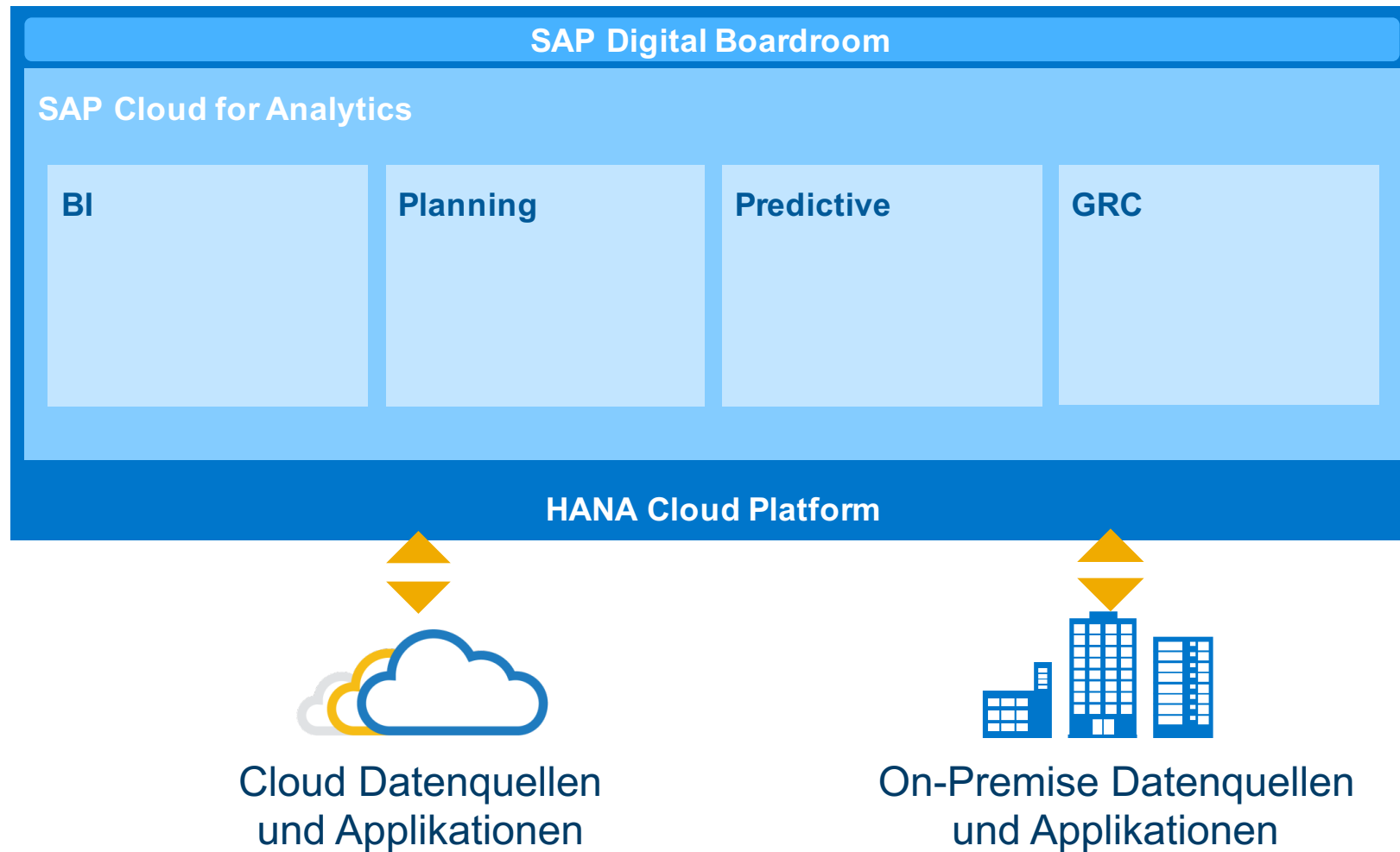


Cloud



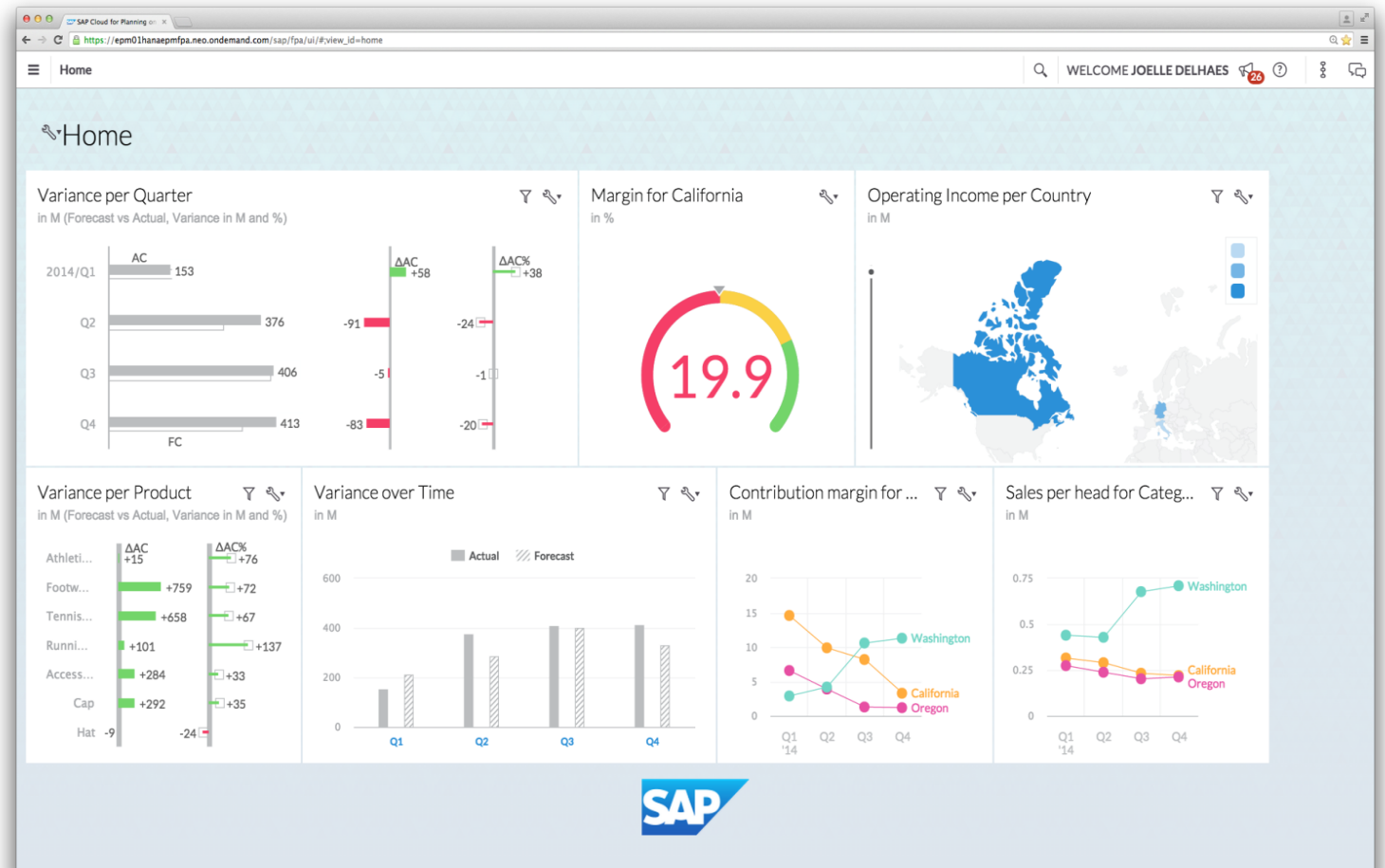
Mobile

CLOUD FOR ANALYTICS ÜBERSICHT



SAP Cloud for Analytics for planning - Plan Simpler einfacher Planen

- Fokus auf Zusammenarbeit
- Ablösung von Offline-Excel Sheets und E-Mails
- Die Lösung für den Weg zum Ziel



Zukunftsorientiert

- Modern!
- Schönes Look & Feel
- “consumer”-like
- “Spaß am Planen”

The screenshot displays the SAP Event Manager interface. The top navigation bar includes the title 'Event Manager', a user greeting 'WELCOME MATT HOOPER', and navigation icons. Below this is a calendar view for September 2015, showing days from Monday to Sunday. Events are represented by colored dots and labels: 'Global Hea...' (orange) on Tuesday 02, 'Global Bus...' (blue) on Wednesday 03, 'Area Report' (pink) on Monday 08, 'Global Fin...' (blue) on Tuesday 16, 'GBF Meet...' (blue) on Thursday 18, 'China Local Si...' (orange) on Thursday 18, 'Sevice Plan' (orange) on Friday 26, 'Capacity P...' (orange) on Wednesday 01, and 'Suface Are...' (pink) on Friday 03.

On the right side, a detailed view for the 'China Local Site Plan' is shown. It features a progress indicator with a circular gauge showing 60%. The text reads: 'China Local Site Plan', 'Hire 100 developers for project FP&A in Shanghai in Q3 2015.', and a button 'Discuss with group'. Below this, a list of team members is displayed with their names and status indicators (checkmarks and group icons): Paul Michael (checked), Luke Jordan (more options), Kyle Bean (checked), Luke Burten, and Tony Curt (checked).

Stärken und Vorteile - Funktional

- Umfangreiche Planungsfunktionen
- Integrierte Analyse, Reporting und Dashboards
- Realtime-Collaboration (inkl. Iphone-App als Messenger)

The screenshot displays the SAP IT Planning interface. On the left, a table lists various cost categories and their responsible parties. The main area shows a formula editor for 'Total Site Expense' based on the number of employees. A large KPI card displays '\$1.2K' for 'Site Overhead per Employee'. A chat window on the right shows a conversation between John Keith and Matt Hooper.

Category	RESPONSIBLE	UNIT	SCALE	PRE
head per Employee				
ers	Gerrit			
oyees	Thomas	#	K	
ricing	Nico	\$	K	
nsumed by Employees		\$	K	
nsumed by sqm	Gerrit	\$	K	
ost per Employee	Thomas	\$	K	
t per Employee	Nico	\$	K	
ce Area	Damien	sqm	K	
st per sqm	Gregor	\$	K	
enses	Joelle			
ities Cost	Ivo	\$	M	
al Cost	Ivo	\$	M	
vice Cost	Ivo	\$	M	
t Cost	Ivo	\$	M	
Expense	Ivo	\$	M	
head per Employee	Marcus	\$	K	1
rea per Employee	Marcus	sqm	K	1
um Solares				
um Solares				
um Solares				
um Solares				
um Solares				

FORMULA

SELECTED ACCOUNT | ALL ACCOUNTS

Total Site Expense

of Employees

EXAMPLE VALUE

\$1.2K

HIERARCHY

- KPI
- Site Overhead per Employee
- Surface Area per Employee

Discussion Name

This is a discussion for discussion

Monday 11:15

John Keith invited Matt Hooper.

John Keith: Hi Matt!

12:36

Hi!

12:40

John Keith: Could you please look at t

12:41

REPORT: Name of Report

Added b

Financial LoB



LIVE OAK BANK

“Live Oak wanted to simplify their planning process to support their growth needs.”

<http://sapcloudanalytics.com>

Brian Wakefield, SAP ISE, erzählt von seinen Erfahrungen mit Live Oak

Sales LoB



Your Source for Material & Service Solutions
Electrical/Electronic • Cable/Connectivity • Fabrication/Coating

“EIS Inc. ist einer der führenden North America’s Transportunternehmen für für distributors of Baustoffe, Produktionsmaterial, sowie Spezialkabel und –drähte.

Doug Morris, Director of IT, SAP Applications, EIS, Inc. :

“The cloud is a strategic direction for EIS, SAP improves our sales teams’ ability to analyze their sales and inventory data through a simple user interface.”

B2B – External Analytics

DAIMLER TRUCKS

Daimler Trucks North America nutzt SAP Cloud Analytics, um potentielle Umsätze für Händler zu identifizieren und zu monitoren.

“SAPs innovation with cloud analytics allows Daimler Trucks to securely extend powerful analytics to our network of dealers to provide new insights and deliver increased sales.”

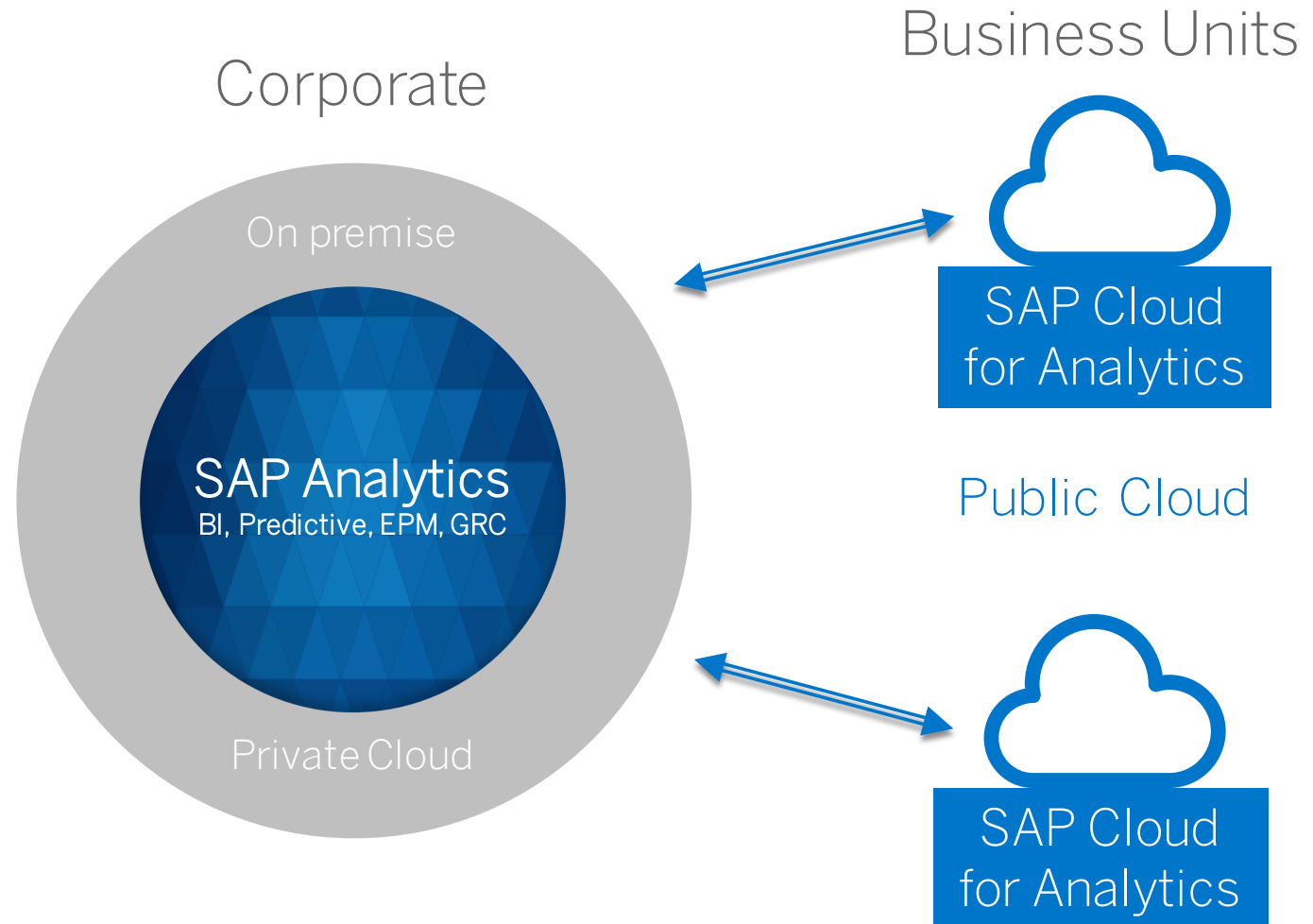
Scott Daron, IT Business Manager, Daimler Trucks North America.

Demobeispiel für
KOMBINIERTES EINSATZSZENARIO
SAP CLOUD FOR ANALYTICS UND SAP BPC

Hybrides Szenario

On-premise Datenquellen für hybride Szenarien nutzen

Integration von Daten aus Cloud Applikationen

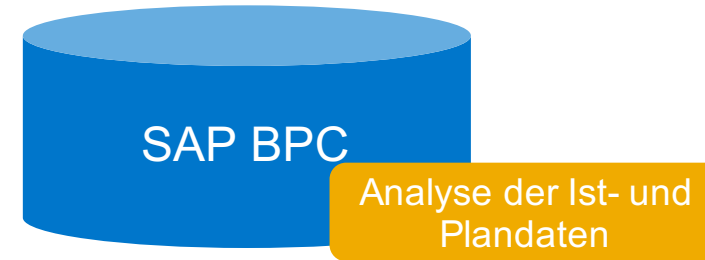
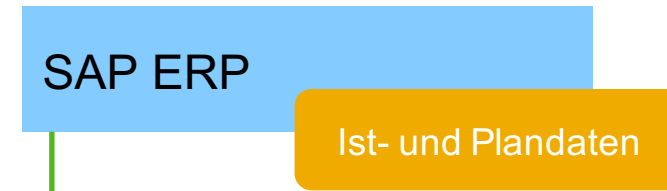


Ausgangssituation

NIEDERLASSUNGEN



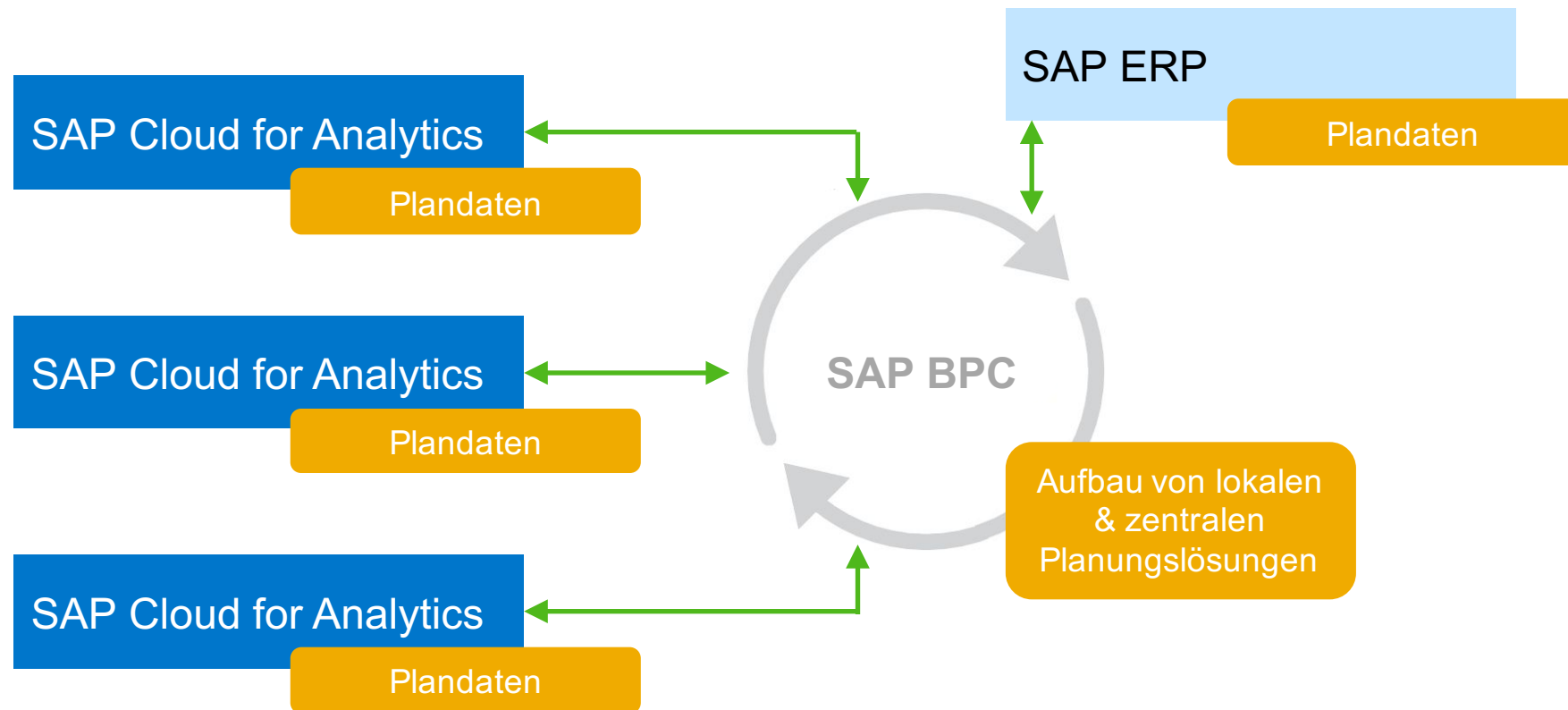
ZENTRALE



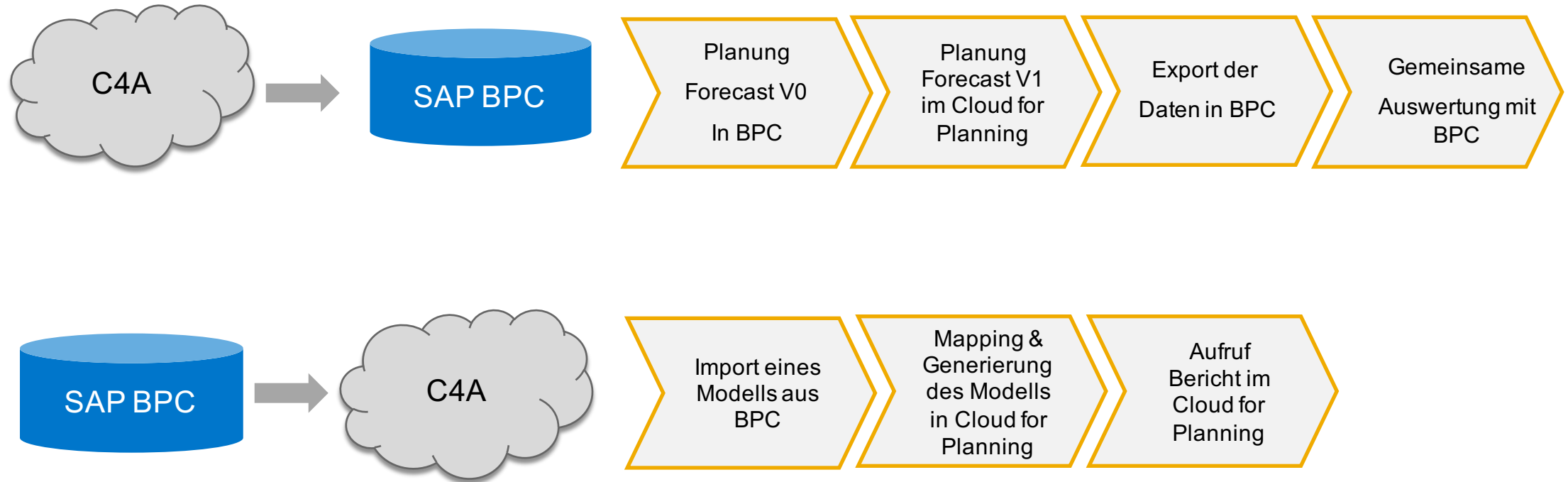
Integration Cloud for Planning und SAP BPC

NIEDERLASSUNGEN

ZENTRALE



Integrationsszenarien



Kombinierte Einsatzszenarien - Fazit

- Guter Lösungsansatz für Planungsszenarien mit dezentralen Beteiligten (z. B. Salesplanung, Kostenstellenplanung)
- Vereinfachung von infrastrukturelle Themen (z. B. heterogene Systemlandschaft, kein SAP in Niederlassungen, Ressourcen)
- Einfache Bereitstellung einer Planungslösung für lokale Anforderungen inkl. Integration in zentrales BPC

Vielen Dank

Dirk Pelz
Customer Value Sales EPM
dirk.pelz@sap.com



© 2015 SAP SE or an SAP affiliate company. All rights reserved.

No part of this publication may be reproduced or transmitted in any form or for any purpose without the express permission of SAP AG or an SAP affiliate company.

SAP and other SAP products and services mentioned herein as well as their respective logos are trademarks or registered trademarks of SAP AG (or an SAP affiliate company) in Germany and other countries. Please see <http://global12.sap.com/corporate-en/legal/copyright/index.epx> for additional trademark information and notices.

Some software products marketed by SAP AG and its distributors contain proprietary software components of other software vendors.

National product specifications may vary.

These materials are provided by SAP AG or an SAP affiliate company for informational purposes only, without representation or warranty of any kind, and SAP AG or its affiliated companies shall not be liable for errors or omissions with respect to the materials. The only warranties for SAP AG or SAP affiliate company products and services are those that are set forth in the express warranty statements accompanying such products and services, if any. Nothing herein should be construed as constituting an additional warranty.

In particular, SAP AG or its affiliated companies have no obligation to pursue any course of business outlined in this document or any related presentation, or to develop or release any functionality mentioned therein. This document, or any related presentation, and SAP AG's or its affiliated companies' strategy and possible future developments, products, and/or platform directions and functionality are all subject to change and may be changed by SAP AG or its affiliated companies at any time for any reason without notice. The information in this document is not a commitment, promise, or legal obligation to deliver any material, code, or functionality. All forward-looking statements are subject to various risks and uncertainties that could cause actual results to differ materially from expectations. Readers are cautioned not to place undue reliance on these forward-looking statements, which speak only as of their dates, and they should not be relied upon in making purchasing decisions.

